

English	Maths	Reading	Topic
<div data-bbox="69 248 546 676" data-label="Image"></div> <p data-bbox="69 676 618 995">Watch the snail and the whale. https://www.bbc.co.uk/iplayer/episode/m000cslw/the-snail-and-the-whale Choose one of the places that the snail and the whale have visited, write a diary entry as the snail. You could write about what they did there and what they saw.</p>	<p data-bbox="654 248 1088 368">This weeks maths will be linked to the white rose resources found online.</p> <p data-bbox="654 408 1088 520">Please follow this link. https://whiterosemaths.com/homelearning/year-2/</p> <p data-bbox="654 560 1088 639">Each day has a different video and questions linked to the video.</p>	<div data-bbox="1126 248 1581 820" data-label="Image"></div> <p data-bbox="1126 820 1581 900">Look at the picture and answer the questions.</p> <ol data-bbox="1126 900 1581 1179" style="list-style-type: none">1. Who is this?2. What kind of character is it?3. What is his/her personality like?4. What do you think of the slippers?5. What is the wolf thinking as it looks in the mirror?	<p data-bbox="1635 293 2197 405">VE Day – Look through the PowerPoint and create a poster outlining what VE Day is.</p> <p data-bbox="1635 453 2197 533">Celebrate VE Day by having a tea party with your family on Friday.</p> <p data-bbox="1635 572 1928 612">In preparation for this:</p> <p data-bbox="1635 652 2163 692">Send invitations to your family members.</p> <div data-bbox="1635 692 1991 836" data-label="Image"></div> <p data-bbox="1635 836 2197 956">Create decorations to decorate your house in red, white and blue, i.e. bunting, place mats.</p> <div data-bbox="1635 956 1823 1091" data-label="Image"></div> <p data-bbox="1635 1091 1980 1131">Bake treats for your party.</p> <div data-bbox="1635 1131 1951 1289" data-label="Image"></div>



In the story the whale gets stuck on the beach. Can you write a letter to the school children asking the children to help the whale..

Complete the comprehension on Prince Cinders. Attached below.

Design a VE Day Medal.

This medal celebrated the end of the First World War and was given to soldiers who had fought in active theatres of war. It was a symbol of great pride but its design was also highly symbolic.



Your task is to create a medal for British soldiers who served in the Second World War.

Your medal can be any shape or size but you must have considered the metal and ribbon choices.

You must include:

- The years of the war
- The colours of the Allies
- A symbol to signify the war and the soldiers sacrifice and victory
- Label to explain your choices.



The snail and the whale travel across the ocean to visit lots of different places. Use the ocean as the setting and write a setting description. Think about what they would see, hear, smell or touch.



Imagine you were the snail in the story and you could choose a place to visit. Where would you go? Write a list of items you would need to take with you and explain why you would need them.

Create a new book cover and blurb for your favourite book.

Rewatch the snail and the whale, write a letter to your favourite character, telling them your favourite part of the story and asking how they felt throughout the story.

Science

Is bigger better?

Create your own WW2 Spitfire Glider. (Instruction below).

You will need to create 3 planes, using the same design but changing the size of the paper.

Remember to keep the test fair!
How will you throw it?
How many times will you throw it?
Who will throw it?


Record your results.
You will have to measure the distance and then record your results.

History



Read the story of Emmeline Pankhurst

<https://learnenglishkids.britishcouncil.org/short-stories/emmeline-pankhurst>

Now conduct your own research on Emmeline Pankhurst and create a fact file or poster to present everything you have discovered.



If you could go on an adventure on the back of the whale, who would you take with you and why?



What is the same about these stories?
What is different about these stories?
Which one is your favourite?

Enjoy a tea party with your family to celebrate VE Day– remember to upload photos of your celebration to Seesaw.



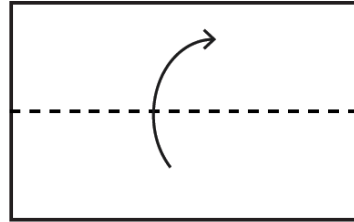
How to Make a Paper Aeroplane

1



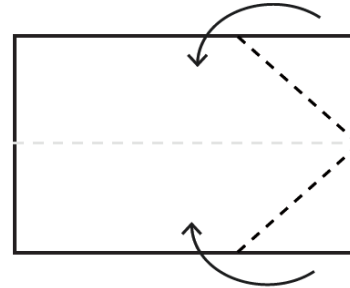
You will need a piece of A4-sized paper.

2



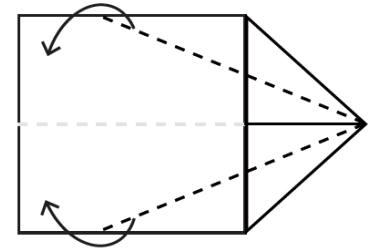
Make a line in the centre by folding the paper in half longways then opening it out flat.

3



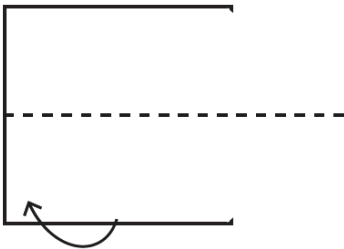
Fold in two of the corners so they meet at the centre fold.

4



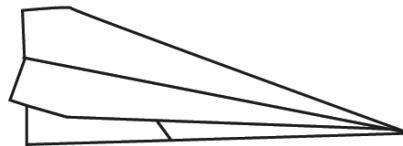
Fold the outer edges in again to meet at the centre fold.

5



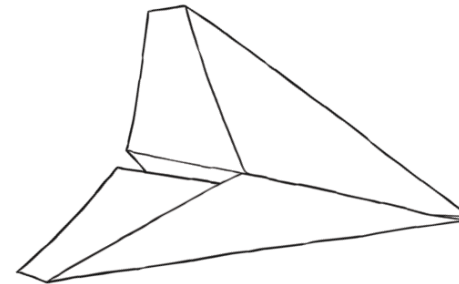
Turn the paper over and then fold it in half in the middle.

6



Fold down the wings on each side so that they meet with the bottom of the plane.

7



Your plane is ready to fly! How far can you make it go?

Monday	/14
$10 + 2 =$	
$13 - 2 =$	
$44 + 22 =$	
$62 - 31 =$	
$44 + 56 =$	
$72 - 34 =$	
$10 \times 10 =$	
$3 \times 5 =$	
$10 \times 2 =$	
$10 \times 7 =$	
$90 \div 10 =$	
$40 \div 5 =$	
$10 \div 2 =$	
$100 \div 10 =$	

Tuesday	/14
$12 + 4 =$	
$17 - 5 =$	
$33 + 14 =$	
$55 - 23 =$	
$37 + 25 =$	
$70 - 22 =$	
$\frac{1}{2}$ of 12 =	
$\frac{1}{2}$ of 20 =	
$\frac{1}{4}$ of 16 =	
$\frac{1}{4}$ of 12 =	
$\frac{1}{3}$ of 12 =	
$\frac{1}{3}$ of 21 =	
$\frac{3}{4}$ of 20 =	
$\frac{3}{4}$ of 16 =	

Wednesday	/14
$10 + 4 =$	
$15 - 2 =$	
$22 + 42 =$	
$63 - 32 =$	
$11 + 69 =$	
$45 - 27 =$	
$9 + 4 + 1 =$	
$17 + 2 + 1 =$	
$12 + 6 + 2 =$	
$4 + 6 + 10 =$	
$3 + 11 + 2 =$	
$2 + 4 + 10 =$	
$12 + 3 + 5 =$	
$3 + 6 + 10 =$	

Thursday	/14
$12 + 4 =$	
$16 - 6 =$	
$32 + 35 =$	
$66 - 25 =$	
$37 + 45 =$	
$45 - 26 =$	
$12 + \square = 20$	
$5 + \square = 20$	
$13 + \square = 20$	
$9 + \square = 20$	
$\square + 9 = 20$	
$\square + 3 = 20$	
$\square + 6 = 20$	
$\square + 5 = 20$	

Friday	/14
$14 + 4 =$	
$16 - 5 =$	
$27 + 32 =$	
$89 - 47 =$	
$45 + 56 =$	
$92 - 63 =$	
$15 + \square = 20$	
$\square + 12 = 20$	
$4 \times 5 =$	
$30 \div 10 =$	
$\frac{1}{2}$ of 30 =	
$\frac{1}{4}$ of 32 =	
$\frac{1}{3}$ of 21 =	
$\frac{3}{4}$ of 28 =	

The suffixes -less
and -ly

badly

hopeless

penniless

happily

lovely

joyless

slowly

quickly

careless

fearless

The Suffixes -less and -ly

j	r	i	h	a	p	p	i	l	y	h
v	a	q	p	o	t	e	l	r	k	o
q	x	u	p	x	i	n	e	w	o	p
x	w	i	c	t	f	n	i	d	u	e
k	l	c	q	w	e	i	n	k	a	l
l	b	k	o	b	a	l	q	l	b	e
o	e	l	c	a	r	e	l	e	s	s
v	t	y	k	d	l	s	o	c	s	s
e	j	o	y	l	e	s	s	d	u	o
l	l	d	v	y	s	i	p	f	p	l
y	u	n	o	z	s	l	o	w	l	y

badly

hopeless

penniless

happily

lovely


joyless

slowly

quickly

careless

fearless



Prince Cinders had three brothers who were not very nice to him at all. Although he did all the work around the house, they always wanted him to do more! They did nothing to help him and they always teased him because he was small, scruffy, spotty and skinny. What horrible brothers they were!

One day, a dusty fairy fell out of the chimney as Prince Cinders was washing up and landed with a puff of ash all around her. “What on earth was that?” he asked. His heart was beating so fast in his chest. The fairy dusted herself down and announced, “All your wishes will be granted!”

Now answer these questions...

1. Were Prince Cinders' brothers kind or nasty to him?
2. How do you know this?
3. What did Prince Cinders' brothers call him?
4. Where was Prince Cinders when the fairy came out of the chimney, how do you know?
5. How do you think Prince Cinders felt when he saw the fairy? What makes you think that?