

## The Mayans Project:

This week, we would like you to complete a project on the Mayans. Each day, we have a different task for you to complete so that by the end of the week you will have completed a booklet of different tasks. Enjoy!

You might find some of the following websites useful for your research:

<https://www.bbc.co.uk/bitesize/topics/zq6svcw>

<https://www.bbc.co.uk/teach/class-clips-video/history-ks2-introducing-the-maya-civilisation/znk3cqt>

<https://www.planbee.com/blog/maya-facts-ks2-children-teachers/>

If you need any help accessing information for your research, please get in touch and we can send information sheets over to help if needed.

### Monday:

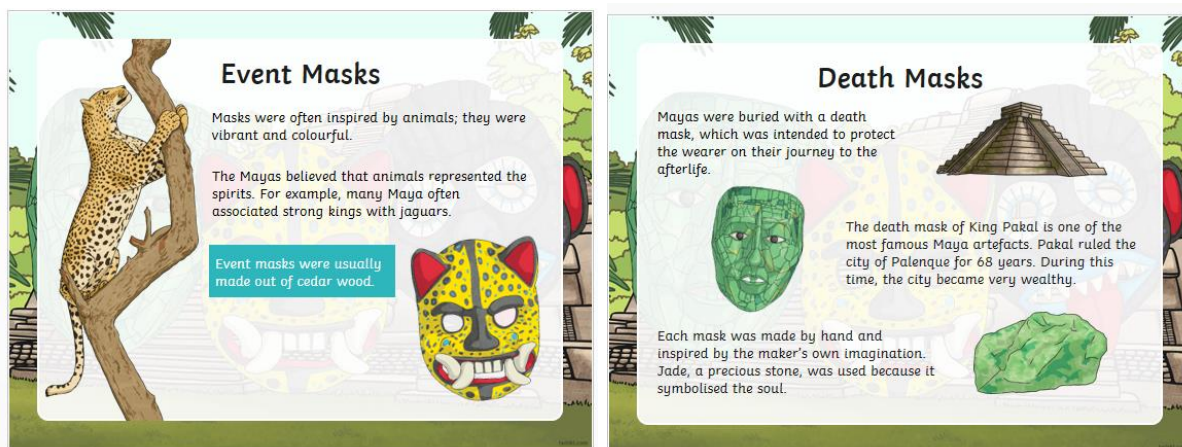
First, find out who the Maya were and where they lived. When were they alive? Are they still around today? Then, research two types of people typical to the Maya civilisation: King, priest, palace official, craftsman, farmer, labourer, slave. Find out what their typical life would be like and compare the two. Which role would you enjoy the most and why? Write a short diary entry pretending that you are a Maya of your chosen role.

### Tuesday:

What was a typical Mayan house like? Find out the key features of a typical Maya house then draw and annotate a picture. If possible, make a model of your house using resources you have at home (cardboard, paper, sticks, grass, sand, mud). Discover Chichen Itza. Chichen Itza is one of the wonders of the world (Miss Jones visited last year in Mexico). Discover its many wonders (it was renowned for holding many gruesome sacrifices!).

### Wednesday:

The Mayans believed in hundreds of different gods and they believed different gods controlled different aspects of the natural world. The Mayans were known for making regular human sacrifices to please and make amends to the gods. Research some of the Mayan gods. How many gruesome ways that they made blood sacrifices can you find? Choose an image of a Mayan god and design a mask for this god. You can draw a picture; make a statue or a model. Have fun!



**Thursday:**

The Mayan number system consisted of dots, lines and shells. Discover how they Mayans wrote their numbers and write some equations for yourself and/or a family member to answer using the Mayan number depictions. Challenge us to answer some of your equations!

**Friday:**

The Maya are known for their chocolate. Here is a typical Mayan hot chocolate recipe:

## Ancient Maya Hot Chocolate

twinkl

Only the rich and noble members of Maya society drank this chocolately treat. Is your palate distinguished enough to appreciate its rich, wholesome flavour?

### Ingredients (Makes 2 small servings)

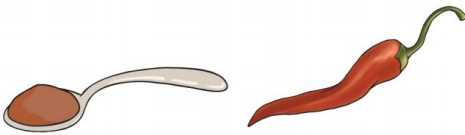
3 tablespoons of instant hot chocolate powder  
250ml of milk  
1 teaspoon of ground cinnamon  
A pinch of chilli powder

### Equipment

Small jug  
Spoon (teaspoon and tablespoon)  
Pan for boiling milk



**Step 1.** Mix the cocoa, cinnamon and chilli together in a small jug.




**Step 2.** Heat the milk slowly in a small pan on the stove (or in a microwave) until it is bubbly and frothy.



**Step 3.** Pour the milk into the jug containing the cocoa and spices and stir well.

**Step 4.** Serve and enjoy!



### Top Tip!

If you want to make your hot chocolate more authentic, then use cacao (dark chocolate) and pour it back and forth between two mugs to make it frothy. Depictions on vases show us that this is what the ancient Maya did!

If you can, make the hot chocolate and write a review on how you think it tastes. Could it be improved? How does it compare to how you would make hot chocolate? Then, design your own hot chocolate and write the recipe out (we would love to give some a go). Please send pictures of your hot chocolate experiences.

If you are not able to make the hot chocolate, write down your thought about whether you think you would enjoy the hot chocolate and any ideas on changes that you would make. Then design and write a recipe for your own hot chocolate.

We hope you have fun with your Mayan project this week. Keep us updated on all the interesting things you find out.

## Spellings:

Green and red groups:

overthrow

overturn

overslept

overcook

overreact

overestimate

overuse

overpaid

overlook

overbalance

Blue and yellow groups:

eight      vein

eighth     veil

eighty     beige

weight     sleigh

neighbour   freight

Unscramble each of the clue words (they are all this week's spelling words!)

Copy the letters in the numbered cells to the other cells with the same number in the code word. If you complete the puzzle correctly, the code word should make another word with the same spelling pattern from this week.

wohtoerrv					6							
vorrnuet			9									
roepvtsl												
roocevok		2										
retravoce							5					
mietetroas				4								
uvsereo			3									
vaproide						7						
kolrovoe				8								
lonveecabra	1											

code word: 

1	2	3	4	5	6	7	8	<b>9</b>	9
---	---	---	---	---	---	---	---	----------	---

**Challenge Task**

Have you worked out the over- prefix code word? Can you use it in a sentence that also contains an adverb of possibility?

**WOW:** Your 'word of the week' this week is **fervent**. Use it in a sentence and show which word class it belongs to.



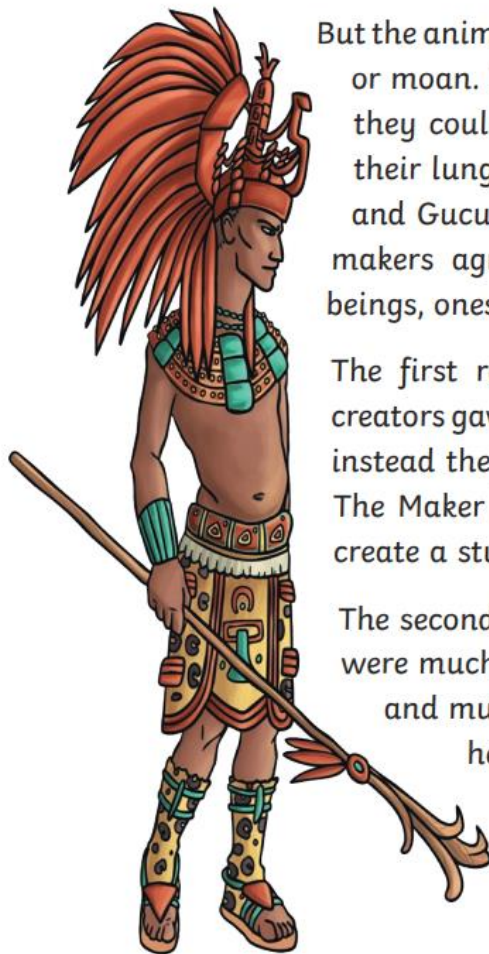
# Maya Creation Story

Before the world had a true form, there were two gods. These gods were Tepeu, the Maker and Gucumatz, the Feathered Spirit. While the world around them was dark, the two gods glittered with brilliant blue and green feathers. They came together to create the world.

Whatever they thought came into being. When they thought "Earth", land formed in the darkness. They thought of mountains and valleys, pine trees and sky. All of these things appeared the instant they thought them, and thus the Earth was formed.

Tepeu and Gucumatz decided that they needed beings there to look after their vast creation, and to praise their names as the creators. So they created deer and birds and panthers and serpents, all the creatures that roam the Earth today.

"Now praise us! Say our names!" commanded the creators.



But the animals could only roar or howl, bleat, bark, twitter or moan. They tried as hard as they could to speak, but they could not. They chirped and mewed at the top of their lungs until the noise was so deafening, that Tepeu and Gucumatz ordered them to stop. Disappointed, the makers agreed that they would have to create better beings, ones who would be able to worship them properly.

The first race of men were made from wet clay. The creators gave them life, and the first men tried to speak; but instead they crumbled apart soon after they were made. The Maker and the Feathered Spirit were determined to create a sturdier race of men.

The second race of men were carved from wood. These were much stronger and were able to walk and talk and multiply. But these men had no minds and their hearts were empty. They had no memories of their creation and when they spoke, their words were just as empty and meaningless. They could not praise their gods.



Tepeu and Gucumatz sent a great flood down to destroy them. They commanded the animals to attack the survivors and tear them to pieces. The few who managed to escape fled to the woods and became monkeys. The creators left them there as an example to the next race of men.

The Maker and the Feathered Spirit thought for a long time about how they should make the race of men they wanted. There seemed to be no perfect material to build them. Finally, some animals brought the gods a stack of corn which grew on the far side of the Earth. Tepeu and Gucumatz ground this into a paste and from this formed four individual men.

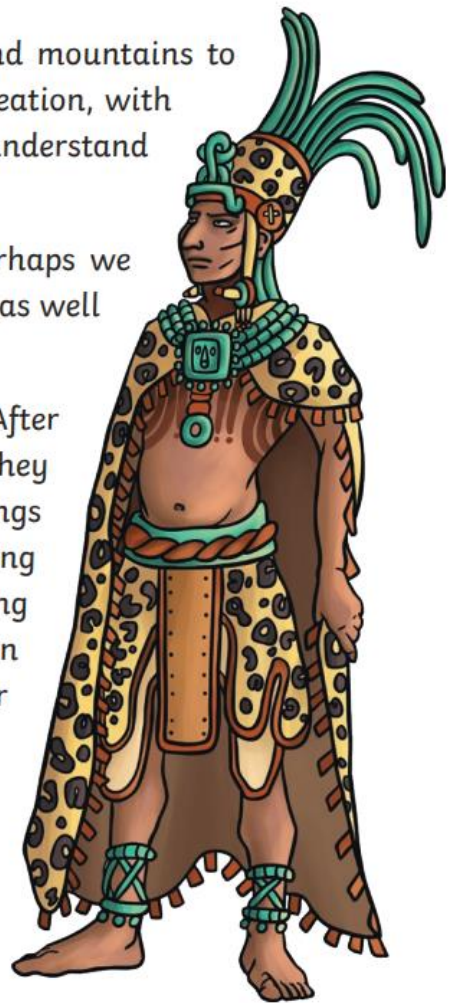
The new beings seemed perfect. They were sturdy enough to last and their minds were rich with thoughts and feelings. Their first act after their creation was to immediately worship Tepeu and Gucumatz, and thank them for their lives. Tepeu and Gucumatz were pleased. "What do you see?" they asked the corn men.

"We can see forever, through rocks and trees and mountains to the edges of the Earth. We can see your entire creation, with all of its animals and plants. We can see and understand everything!"

Tepeu and Gucumatz looked at each other, "Perhaps we made these beings too well... they should not see as well as WE do!"

The makers removed some of the men's vision. After that they could only see things close to them and they were no longer able to see through or above things that they should not. As such, their understanding of the world was weakened. But the men still sang their creators' praises and settled down to live on the new land. Tepeu and Gucumatz made four women to be their mates.

These eight men and women were the ancestors of all Quiche men and women today. Even today their sight and understanding of the world is not perfect.



1. What are Tepeu and Gucumatz also known as?

---

2. How did they make Earth? Tick **two**.

- They moulded it from clay
- They made it out of wood
- They thought of it and it appeared
- They made it out of corn paste

3. Draw lines to match the different creations and their features.

The first men ●

The second men ●

The third men ●

The animals ●

● had minds full of thoughts.

● had hearts that were empty.

● crumbled apart.

● could not speak.

4. Explain in your own words how the first and second set of men were similar or different.

---

---

---

---

5. How were monkeys created?

---

---

---

6. What did the two gods remove from the third set of men?

---



7. Why do you think they did this?

---

---

---

8. Who are the eight men and women said to be ancestors of?

---

9. Do you think the gods were kind? Explain your answer fully, using evidence from the text.

---

---

---

---

Picture News:



Read the following (Resource 2) and discuss your opinions with a family member. How do your family's opinions differ? Are they similar? Why do you think this is?



Resource 2

Look at the resource below, which shares why some people think we have zoos.

Zoos have programmes where they try to reintroduce wild animals into their natural habitat. This is so important to ensure animals do not become extinct. Sadly, reintroduction can't always happen if the reason the animal is endangered in the first place isn't fixed.

Conservation Scientist

Zoos are so important as whilst wild animals are in captivity, we can learn much more about them so we can manage and conserve them in the wild.

Zoo Ranger

I love visiting zoos as I feel like I can connect with the natural world and learn more about animals and conservation.

Zoo Visitor



A zoo visitor

I enjoy visiting the zoo and am happy that my entrance fee will be used to look after the animals and for research.

Zoo Visitor

Zoos are equipped to respond to emergencies, where a certain species of animal may need immediate help to save it.

Veterinarian

Do you agree/disagree with any of the opinions?  
Why do you think we have zoos?  
How do you feel about them?

sad	angry	happy	confused	excited	worried	shocked	afraid
despondent	aggrieved	beaming	addled	animated	agitated	astonished	alarmed
disconsolate	annoyed	buoyant	baffled	elevated	anxious	astounded	apprehensive
dismal	discontented	cheery	bemused	enlivened	apprehensive	disconcerted	daunted
doleful	disgruntled	contented	bewildered	enthusiastic	concerned	distressed	fearful
downhearted	distressed	delighted	disorientated	exhilarated	disquieted	dumbfounded	frantic
forlorn	exasperated	enraptured	indistinct	exuberant	distraught	horrified	horrified
gloomy	frustrated	gleeful	muddled	thrilled	distressed	staggered	petrified
melancholic	indignant	glowing	mystified		disturbed	startled	terrified
miserable	offended	joyful	perplexed		fretful	stunned	
woeful	outraged		puzzled		perturbed	surprised	
wretched	resentful				troubled		
	vexed				uneasy		

Try using a variety of these words to describe your feelings towards zoos. Find the definition of words that you do not know (if you find a word that you would like us to use as a WOW then please let us know).