

Number and Patterns

Prüfung: Die Werte a und b einer Addition sind vorgegeben. Wie muss man a wählen, damit $a + b = 1000$ gilt? Antworten: Wie oft die Zahl a hast du? $1000 - b$ (oder 1000 minus b).

The Listening Ladybird Addition

with the numbers 1 to 9

$$\begin{array}{c} 1 \\ 2 \\ 3 \\ 4 \\ 5 \\ 6 \\ 7 \\ 8 \\ 9 \end{array} + \begin{array}{c} 1 \\ 2 \\ 3 \\ 4 \\ 5 \\ 6 \\ 7 \\ 8 \\ 9 \end{array} = \bigcirc$$

$$\begin{array}{c} 1 \\ 2 \\ 3 \\ 4 \\ 5 \\ 6 \\ 7 \\ 8 \\ 9 \end{array} + \begin{array}{c} 1 \\ 2 \\ 3 \\ 4 \\ 5 \\ 6 \\ 7 \\ 8 \\ 9 \end{array} = \bigcirc$$

$$\begin{array}{c} 1 \\ 2 \\ 3 \\ 4 \\ 5 \\ 6 \\ 7 \\ 8 \\ 9 \end{array} + \begin{array}{c} 1 \\ 2 \\ 3 \\ 4 \\ 5 \\ 6 \\ 7 \\ 8 \\ 9 \end{array} = \bigcirc$$

$$\begin{array}{c} 1 \\ 2 \\ 3 \\ 4 \\ 5 \\ 6 \\ 7 \\ 8 \\ 9 \end{array} + \begin{array}{c} 1 \\ 2 \\ 3 \\ 4 \\ 5 \\ 6 \\ 7 \\ 8 \\ 9 \end{array} = \bigcirc$$


Tuesday


Numbers & Patterns


THE PARTITION ACT 19


By giving things to their parent and adding the same amount of things to their parent's total.


ADDITION

4 +  =

5 +  =

2 +  =

3 +  =

6 +  =

Wednesday

Numbers & Patterns

100 tasks

1. Count the numbers and write:

How many numbers are there in the following table?


1	2	3	4	5	6	7	8	9	10
11	12	13	14	15	16	17	18	19	20
21	22	23	24	25	26	27	28	29	30
31	32	33	34	35	36	37	38	39	40
41	42	43	44	45	46	47	48	49	50
51	52	53	54	55	56	57	58	59	60
61	62	63	64	65	66	67	68	69	70
71	72	73	74	75	76	77	78	79	80
81	82	83	84	85	86	87	88	89	90
91	92	93	94	95	96	97	98	99	100

How many numbers are there in the following table?

1	2	3	4	5	6	7	8	9	10
11	12	13	14	15	16	17	18	19	20
21	22	23	24	25	26	27	28	29	30
31	32	33	34	35	36	37	38	39	40
41	42	43	44	45	46	47	48	49	50
51	52	53	54	55	56	57	58	59	60
61	62	63	64	65	66	67	68	69	70
71	72	73	74	75	76	77	78	79	80
81	82	83	84	85	86	87	88	89	90
91	92	93	94	95	96	97	98	99	100


The Listening Ladybird Addition

Write the number in the box.




12


+



8


=






13


+



7


=






15


+



5


=






18


+



3


=






14

+



6


=



Maths for the House

Write the number in the box.

How many numbers are there in the box?



Thursday

Numbers & Patterns

[illegible]

Friday

Numbers & Patterns




[illegible]

<https://www.youtube.com/watch?v=9trjxKwC0xY>

Monday 22nd June 2020

L.O. To read **cucc** words and write them correctly in a sentence.

Circle the word that matches the picture!

	celt melt belt felt
	bump lump mump hump
	lamp ramp damp camp






Now write them in a sentence...

<https://www.youtube.com/watch?v=9trjxKwC0xY>

Tuesday 23rd Jan. 2020

L.O. To write: conflict words.

Draw lines between the right letters to read out the word! Write your word on the line marked!

	p	r	n
	x	a	m
	v	r	f
	d	i	p
	l	u	f
	p	t	g
	b	j	k
	a	n	g
	s	o	y
	w	i	m

Change not and write it in a sentence.

Sing tricky word song
then colour the
balloons.

<https://www.youtube.com/watch?v=R087LYrRpgY>

PHASE 3

Wednesday 24th June 2020

1.2. To read, say and write tricky words.

Pirate Reading Tricky Words





each the treasure chest

are			
her			
was			
all			
they			
my			

<https://www.youtube.com/watch?v=waeQE-tK7ZA>

Thursday 25th June 2020

L.O. To read cycc words in sentences, then write one.





	Fred and the clown spent a week in Spain.
	It is fun camp in tents.
	I kept bumping things in the dark.
	The clown tricks with chimpanzees.

Now copy one of the sentences...

<https://www.youtube.com/watch?v=T0tEhcgBBRU>

Friday 26th June 2020

L.O. To write cvc/cvc words. (<https://www.youtube.com/watch?v=9833333333>)




 <div style="border: 1px solid black; width: 100px; height: 30px; margin-bottom: 5px;"></div> <div style="border: 1px solid black; width: 100px; height: 30px; margin-bottom: 5px;"></div> <div style="border: 1px solid black; width: 100px; height: 30px;"></div>	 <div style="border: 1px solid black; width: 100px; height: 30px; margin-bottom: 5px;"></div> <div style="border: 1px solid black; width: 100px; height: 30px; margin-bottom: 5px;"></div> <div style="border: 1px solid black; width: 100px; height: 30px;"></div>
 <div style="border: 1px solid black; width: 100px; height: 30px; margin-bottom: 5px;"></div> <div style="border: 1px solid black; width: 100px; height: 30px; margin-bottom: 5px;"></div> <div style="border: 1px solid black; width: 100px; height: 30px;"></div>	 <div style="border: 1px solid black; width: 100px; height: 30px; margin-bottom: 5px;"></div> <div style="border: 1px solid black; width: 100px; height: 30px; margin-bottom: 5px;"></div> <div style="border: 1px solid black; width: 100px; height: 30px;"></div>

Choose one and write it in a sentence.

Monday 22nd June 2020

L.O. To read cvcc words and write them correctly in a sentence.

Circle the word that matches the picture!






	celt belt	melt felt
	bump mump	lump hump
	lamp damp	ramp camp

Now write them in a sentence...

Tuesday 23rd June 2020

L.O. To write cvcc/ccvc words.

Draw lines between the right letters to spell out the word! Write your word on the lines at the end!

	<div>p</div>	<div>r</div>	<div>n</div>	_____
	<div>x</div>	<div>a</div>	<div>m</div>	_____
	<div>v</div>	<div>r</div>	<div>f</div>	_____
	<div>d</div>	<div>i</div>	<div>p</div>	_____
	<div>l</div>	<div>u</div>	<div>f</div>	_____
	<div>p</div>	<div>t</div>	<div>g</div>	_____
	<div>b</div>	<div>j</div>	<div>k</div>	_____
	<div>a</div>	<div>n</div>	<div>g</div>	_____
	<div>s</div>	<div>o</div>	<div>y</div>	_____
	<div>w</div>	<div>i</div>	<div>m</div>	_____













Choose one and write it in a sentence.

Wednesday 24th June 2020

L.O. To read, say and write tricky words.

Pirate Reading Tricky Words

Copy the tricky words the pirates are saying on to the coins to help them reach the treasure chest.

 are	
 her	
 was	
 all	
 they	
 my	

Thursday 25th June 2020

L.O. To read cvcc words in sentences, then write one.



Fred and Brent
spent a week
in Spain.



It is fun to
camp in a
tent.



I kept
bumping into
things in the
dark.







The clown did
tricks with a
chimpanzee.

Now copy one of the sentences...

Friday 26th June 2020

L.O. To write cvcc/ccvc words. (Parents-plug/bank/swim/brush.)

 <div data-bbox="129 608 495 778"><div></div><div></div><div></div><div></div><div></div></div>	 <div data-bbox="560 608 922 735"><div></div><div></div><div></div><div></div></div>
 <div data-bbox="129 1206 495 1292"><div></div><div></div><div></div><div></div></div>	 <div data-bbox="560 1165 922 1292"><div></div><div></div><div></div><div></div><div></div></div>


Choose one and write it in a sentence.

Monday

This week is all about addition and counting on from a given number.

Let's watch the story 'What the lady bird heard'

<https://www.youtube.com/watch?v=gRfCIUKDuY>




This is a great little activity for counting on. Place a selection of objects to be counted in a line. Then roll the die, and count on from the number on the die, '5, 6, 7, 8, 9. Practice until confident to do it independently.

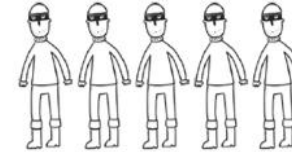


The Listening Ladybird Addition



Write the answers in the circles.




+





=




+





=




+




=




+




=



+




=



Activity 1

Dip your finger in some paint and add the correct number of finger spots to make a total.



6



9



10



11

Activity 2 –Counting Frogs

Can you put the number in your head and count on. Remember to touch each frog only once. What were you totals?

Addition

$$4 + \text{(4 frogs)} = \boxed{}$$

$$5 + \text{(5 frogs)} = \boxed{}$$

$$2 + \text{(5 frogs)} = \boxed{}$$

$$3 + \text{(5 frogs)} = \boxed{}$$

$$6 + \text{(4 frogs)} = \boxed{}$$

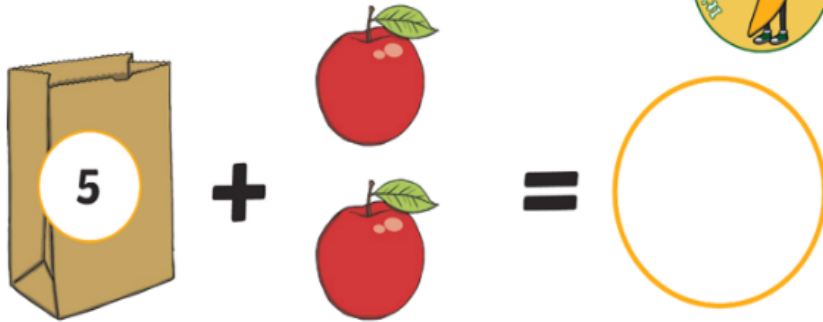
Wednesday

Questions to Extend and Deepen Understanding

While the children are completing the challenge, you may wish to ask them the following questions:

- How could you find out how many you have altogether?
- Can you put this number in your head and count on?
- How could you use the number line to help you?
- How many are there altogether? How do you know?

Counts objects to 10, and beginning to count beyond 10. (M: N: 40-60)



Addition at the Shops

Take an yellow card. Can you count on from the first number?

How many do you have altogether?

The Listening Ladybird Addition

Write the answers in the circles.

$$12 + \begin{array}{c} \text{Three people} \end{array} = \bigcirc$$

$$13 + \begin{array}{c} \text{Four ladybirds} \end{array} = \bigcirc$$

$$15 + \begin{array}{c} \text{Two chickens} \end{array} = \bigcirc$$

$$18 + \begin{array}{c} \text{One person} \end{array} = \bigcirc$$

$$14 + \begin{array}{c} \text{Five chickens} \end{array} = \bigcirc$$

Thursday


Counts objects to 10, and beginning to count beyond 10. (M-N: 40-40)



Addition at the Shops

Take an orange card. Can you add the two numbers together? How many do you have altogether?

Count the number of each type of farm picture needed in the addition number sentence. Write the numbers in the boxes to create and then solve an addition number sentence.



Friday

The Listening Ladybird Addition

Write the answers in the circles and the completed number sentence on the line.

$$11 + \begin{array}{c} \text{Person} \\ \text{Person} \\ \text{Person} \end{array} + 6 = \bigcirc$$

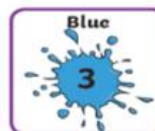
$$11 + \begin{array}{c} \text{Chicken} \\ \text{Chicken} \\ \text{Chicken} \\ \text{Chicken} \end{array} + \begin{array}{c} \text{Ladybird} \end{array} = \bigcirc$$

$$\begin{array}{c} \text{Person} \\ \text{Person} \\ \text{Person} \end{array} + \begin{array}{c} \text{Chicken} \\ \text{Chicken} \\ \text{Chicken} \\ \text{Chicken} \end{array} + \begin{array}{c} \text{Ladybird} \end{array} = \bigcirc$$

$$\begin{array}{c} \text{Chicken} \\ \text{Chicken} \\ \text{Chicken} \\ \text{Chicken} \end{array} + \begin{array}{c} \text{Person} \\ \text{Person} \\ \text{Person} \end{array} + 6 = \bigcirc$$

Butterfly Addition Puzzle

Do you know which colours to use?



Add the numbers to find out which colour to use.

