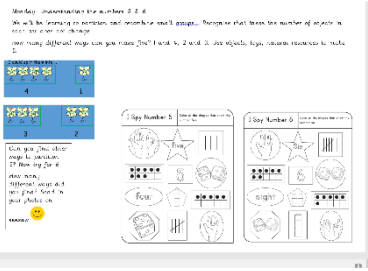
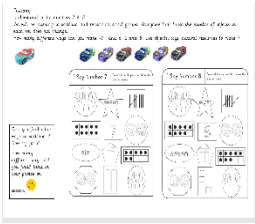
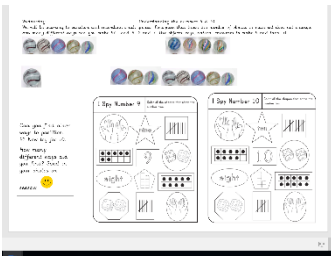

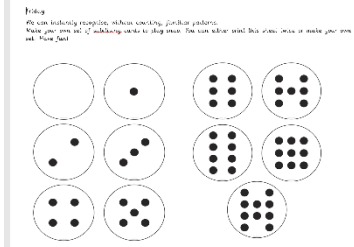


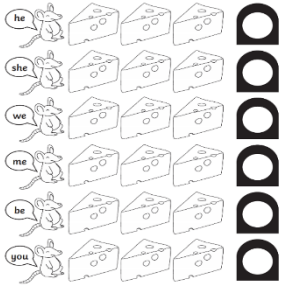




Reception Home Learning Activities			Week beginning 8 th June	
Monday	Tuesday	Wednesday	Thursday	Friday
<p>Numbers and Patterns</p> 	<p>Numbers & Patterns</p> 	<p>Numbers & Patterns</p> 	<p>Numbers & Patterns</p> 	<p>Numbers & Patterns</p> 
<p>Phonics/English DfE lesson – ‘ear’ https://www.youtube.com/watch?v=9eIe4BHR4s</p> 	<p>Phonics/English DfE lesson ‘air’ https://www.youtube.com/watch?v=BOdSE-ATXI8</p> 	<p>Phonics/English Sing tricky word song then colour the balloons. https://www.youtube.com/watch?v=R087LYrRp_gY PHASE 3</p> 	<p>Phonics/English DfE lesson ‘ure’ https://www.youtube.com/watch?v=dVaulGoS8wQ</p> 	<p>Phonics/English DfE lesson ‘er’ https://www.youtube.com/watch?v=avg7f4o6Zb0</p> 

Monday 8th June 2020

L.O. To read words and colour the real ones.

Phase 3 Real and Nonsense Words - ear

Can you spot which words are real and which are nonsense below?

Fill in your key with a different colour for real words and nonsense words and then colour in the correct boxes below.

Real Words <input type="checkbox"/>	Nonsense Words <input type="checkbox"/>
-------------------------------------	---

ear	nearp	mearsh	jearm
near	dear	shearsh	beard
gearch	fear	year	rear
chearch	tear	hear	shearg
zearsh	chearg	gear	thearf

Choose a real one and write it in a sentence.

Tuesday 9th June 2020

L.O. To read words with 'air' in.

Put a circle around the things that have 'air' in them.



chair



hair



rain



fair



pair

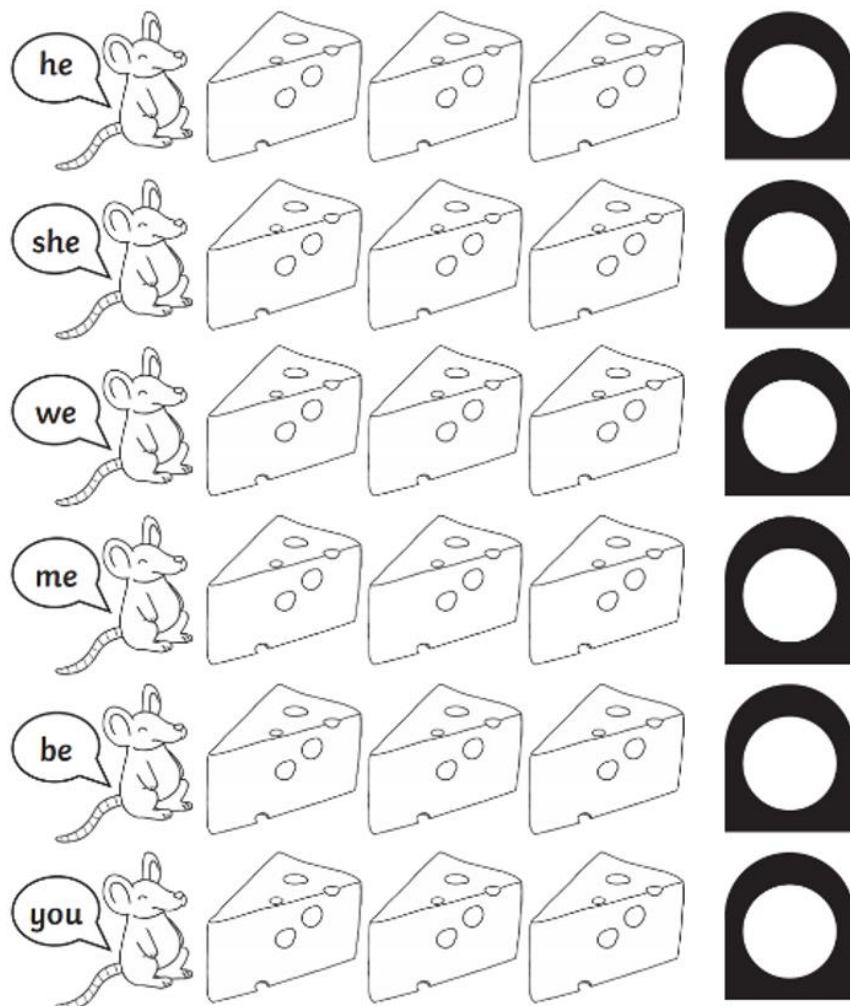
Choose a one and write it in a sentence.

Wednesday 10th June 2020

L.O. To read, say and write tricky words.

Little Mouse Tricky Word Writing

Copy the tricky words the little mouse is saying on to the cheese to help them reach their house.




Thursday 11th June 2020

L.O. To spot and read words with 'ure' in.

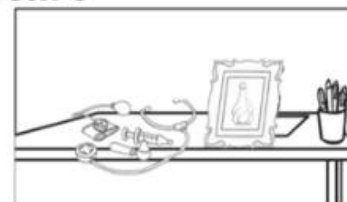
The Mixture in the Picture




Hure was ill. In fact, he kept being sick. He had a temperature and felt too ill to get up from his bed.



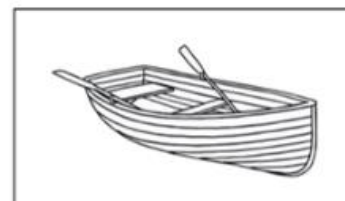
The doctor sent him to bed with a pill. The pill did not help Hure and he still felt ill.



He went to see the doctor and sat in his room. In the doctor's room, on his desk, was a picture.



The picture was of a mixture that was pure green.



He had to get the mixture to cure him. The doctor went by boat and got this mixture.




"You will now get a cure!"
Hure drank the mixture. He had his cure.

Choose one and write it in a sentence.

Friday 12th June 2020

L.O. To write words with 'er' in

Draw something with
the sound **er** in.





Can you write what it is?

Monday- Understanding the numbers 5 & 6

We will be learning to partition and recombine small groups. Recognise that these the number of objects in each set does not change.

How many different ways can you make five? 1 and 4, 2 and 3. Use objects, toys, natural resources to make 5.



Can you find other ways to partition 5? Now try for 6

How many different ways did you find? Send in your photos on

seesaw 

I Spy Number 5

Color all the shapes that show the number five.

I Spy Number 6

Color all the shapes that show the number six.

Tuesday

Understanding the numbers 7 & 8

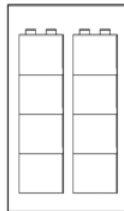
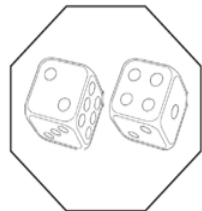
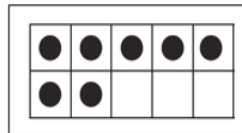
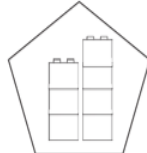
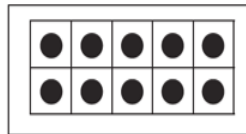
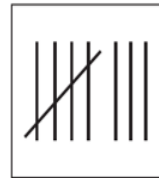
We will be learning to partition and recombine small groups. Recognise that these the number of objects in each set does not change.

How many different ways can you make 7? 1 and 6, 2 and 5. Use objects, toys, natural resources to make 7.



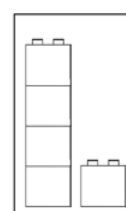
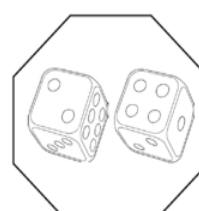
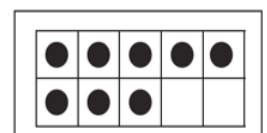
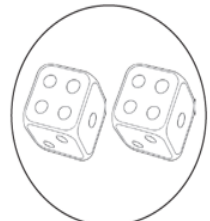
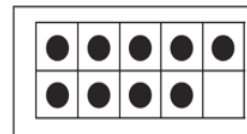
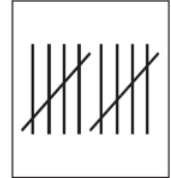
I Spy Number 7

Color all the shapes that show the number seven.



I Spy Number 8

Color all the shapes that show the number eight.



Can you find other ways to partition 7?

Now try for 8

How many different ways did you find? Send in your photos on

seesaw 

Wednesday

Understanding the numbers 9 & 10

We will be learning to partition and recombine small groups. Recognise that these the number of objects in each set does not change. How many different ways can you make 9? 1 and 8, 2 and 7. Use objects, toys, natural resources to make 9 and then 10.



Can you find other ways to partition 9? Now try for 10.

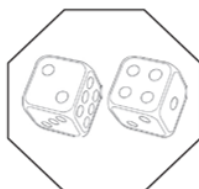
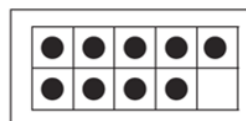
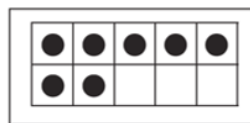
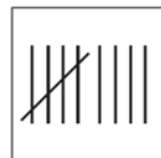
How many different ways did you find? Send in your photos on

seesaw



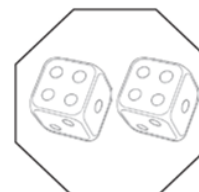
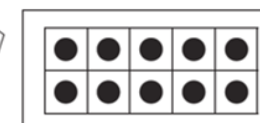

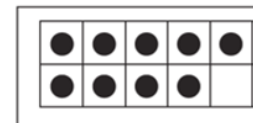
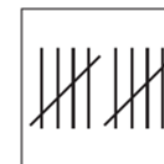
I Spy Number 9

Color all the shapes that show the number nine.



I Spy Number 10

Color all the shapes that show the number ten.




Thursday

We can instantly recognise, without counting, familiar patterns.

Subitising Space Race

How fast can you identify the number of dots?

Identify the number of dots in each box on the track and write your answers in the stars as you go. See how long it takes you to finish the race!







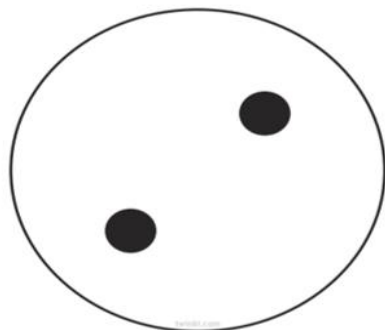


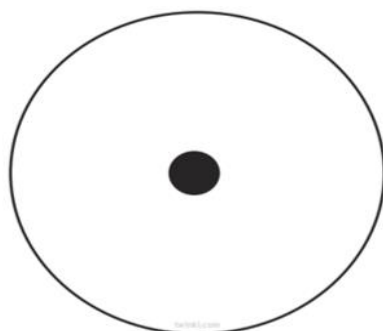
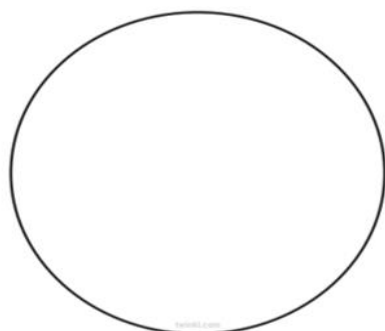


Friday

We can instantly recognise, without counting, familiar patterns.

Make your own set of ~~subitising~~ cards to play snap. You can either print this sheet twice or make your own set. Have fun!

|



I

