

Story time

*Questions to ask your child:*

What was your favourite part of the story?





Why was that your favourite part of the story?

Who was your favourite character?

What happened in the story?

Can you draw a picture of the ending?



Feed the animals



## Farmyard Boogie

*Questions to ask your child:*

How do these animals move?



Can you find it?

**Fun on the Farm!**  
It's sports day at Mossy Bottom Farm. Shaun and his friends are getting into lots of mischief!  
Can you spot them in the crowd?



Now you've spotted Shaun and his friends, how many of each of these things can you find?



Bikes



Birds



Foam hands



Footballs



Newspapers



Mugs



Pink tops



Paint cans



Rabbits



Records



Telescopes



Skateboards



Woolly hats




Traffic cones

## Animal noises

*Questions to ask your child:*

What noises do these animals make?

Can you tell me what is the first letter in p-i-g?





\_\_\_\_\_

\_\_\_\_\_

\_\_\_\_\_

\_\_\_\_\_









\_\_\_\_\_

\_\_\_\_\_

\_\_\_\_\_

Colour by number

-  1 = red
-  2 = yellow
-  3 = black
-  4 = green
-  5 = blue



















## Make a scarecrow



Can you draw a picture of your scarecrow?








## Remember the animal



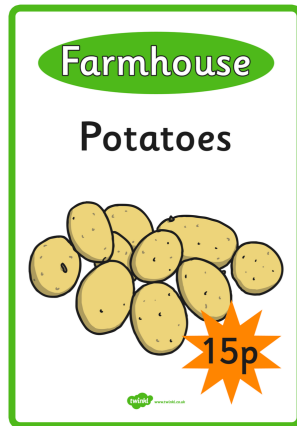
## Nursery Rhymes

Can you draw a picture of the nursery rhyme you have sang?

## Mucky Pigs




### At the farm shop





A spiral-bound notebook with a green cover and a green title "My Shopping List". The notebook has a black spiral binding on the left side. The title is written in a bold, green, sans-serif font. Below the title, there are 15 horizontal lines for writing, evenly spaced. The notebook is shown from a slightly elevated angle, and the background is a solid light gray.

# My Shopping List

Dot to dot




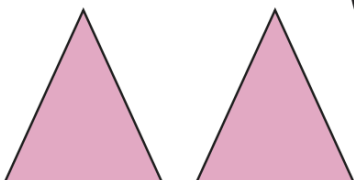

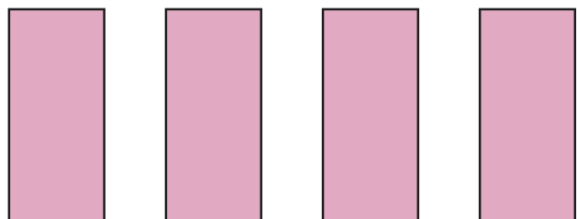

Marking the footprints




Shape Animals

*Questions to ask your child:*

Can you name the shapes?  
How many of each shape are there?




Thread the hay





Animals and their babies


**sheep**





**pig**




**goat**




**horse**




**piglet**




**foal**




**lamb**






**kid**



I'm at the farm!



Lots of patterns



## Run the farm

Can you draw a picture of you as a farmer?

## Grow the grass

Plant some seeds into different pots and place in different conditions e.g. in a sunny place with water, in a sunny place without water, somewhere dark etc.

Encourage the children to see what happens to the grass seeds over the next few days.

Once some of the grass seeds have grown, look again at all the pots and decide which ones the goats would like to eat and why. Discuss the best conditions for growing the seeds.

