





English	Maths	Reading	Topic
 <p>Watch the Gruffalo https://www.bbc.co.uk/iplayer/episode/b00pk64x/the-gruffalo</p> <p>Create a character description of the Gruffalo, make sure you use interesting adjectives to describe both his appearance and personality.</p>	<p>This week's maths will be linked to the BBC resources found on the BBC website.</p> <p>Please follow this link. https://www.bbc.co.uk/bitesize/tags/z7s22sg/year-2-and-p3-lessons/1</p> <p>Each day there will be a maths video uploaded. Watch the video and answer the questions.</p>	 <ol style="list-style-type: none">1. Why is the black cat the only cat looking at the witch?2. Why did the witch come here? Was she just passing or did she come to the shop for a reason?3. Do the witch and the cat already know each other?4. What do you think is going to happen? Tell this story.	<p>Art Create art from nature in the style of Andy Goldsworthy.</p>  



Throughout the story the mouse talks about the Gruffalo's favourite food. Use these animals to create a menu for the Gruffalo.



Think about what you would do if you met the Gruffalo, would you trick him like

Complete the comprehension on the Worm, Slug, Maggot and Leech found below.

Write your own story and design a front cover and blurb for this story.

Science

What's in the soil?

What You'll Need:

- A pan
- Garden soil
- Water

Step 1: Fill a pan with soil collected from an outdoor garden. Place the pan in sunlight.

Step 2: Water the soil to keep it moist.


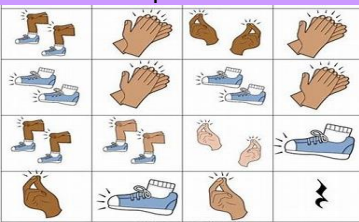
Step 3: Observe the soil throughout the day. Do you see any earthworms or tiny insects? Is anything sprouting or growing?

Step 4: When you're finished, put the soil and all its creatures back in the garden.

PSHE

Help raise awareness about handwashing by creating your own poster.



<p>the mouse did? Write about what you would do.</p>			
<p>Create your own Gruffalo character, draw him and label the most important parts.</p>		 <p>Can you think of another story that has a beast in? Think about... What is the same about these stories? What is different about these stories? Which one is your favourite?</p>	<p>Music</p> <p>Body Percussion</p> <p>Use your body to make sounds.</p> <p>Create your own musical piece using only your body – clap, click, stamp, pop etc.</p> <p>Record your piece and send it to us on Seesaw...remember to be as creative as possible.</p> 
<p>Create a story for your new Gruffalo character, take him on an adventure.</p>		<p>Write a book review on the Gruffalo</p>	

Home learning 8/6/2020

Monday	/14
$6 + 6 =$	
$9 + 1 =$	
$16 - 5 =$	
$44 + 10 =$	
$27 - 6 =$	
$14 + 4 + 3 =$	
$76 - 24 =$	
$_ + 13 = 20$	
$25 + 7 =$	
$6 + 2 + 4 =$	
$44 + 27 =$	
$68 - 20 =$	
$90 - _ = 30$	
$7 \times 2 =$	

Tuesday	/14
$6 + 6 =$	
$7 - 4 =$	
$5 \times 3 =$	
$5 \times 5 =$	
$8 \div 2 =$	
$20 \div 5 =$	
Half of 10 =	
$23 + 39 =$	
$65 - 27 =$	
$\frac{1}{2}$ of 16 =	
$80 - 25 =$	
$44 + _ = 60$	
$\frac{1}{3}$ of 9 =	
$\frac{3}{4}$ of 8 =	

Wednesday	/14
$6 + 6 =$	
$10 + 14 =$	
$6 \times 2 =$	
$20 + 36 =$	
$14 - 7 =$	
$6 \times 2 =$	
$77 - 36 =$	
$_ + 4 = 10$	
$71 + 16 =$	
$7 + 4 + 3 =$	
$66 + 21 =$	
$89 - 30 =$	
$50 - _ = 10$	
$2 \times 5 =$	

Thursday	/14
$2 + 4 =$	
$20 - 12 =$	
$2 \times 6 =$	
$2 \times 10 =$	
$30 \div 10 =$	
$20 \div 2 =$	
$\frac{1}{4}$ of 12 =	
$27 + 36 =$	
$77 - 56 =$	
$\frac{1}{2}$ of 16 =	
$50 - 33 =$	
$36 + _ = 54$	
$\frac{1}{3}$ of 18 =	
$\frac{3}{4}$ of 16 =	

Friday	/14
$8 + 8 =$	
$23 - 16 =$	
$5 \times 6 =$	
$44 + 20 =$	
$7 \times 2 =$	
$25 \div 5 =$	
$18 + _ = 20$	
$26 \div 2 =$	
$25 + 44 =$	
$72 - 36 =$	
$\frac{1}{2}$ of 12 =	
$\frac{1}{4}$ of 20 =	
$\frac{1}{3}$ of 9 =	
$\frac{3}{4}$ of 28 =	

Home learning 8/6/2020



Worm, Slug, Maggot and Leech

By Polly Walker

Worm, Slug, Maggot and Leech lived in a quiet and peaceful wood in Minibeast land. They loved to explore the beautiful countryside around them as they investigated all the nooks and crannies where they lived. They met up every day to go on an adventure, but they were not happy. Why? Well, they just did not like how they looked! They always compared themselves to other animals they met and dreamed of changing into creatures more beautiful.

Each one disliked something about how they looked: one was too plain, one was too ugly, one was too round, and one was too pink! So, they met together and tried to work out how they could change their looks.

1. What two adjectives are used to describe the wood?
2. Where did the Worm, Slug, Maggot and Leech live?
3. What did they love to do?
4. Why were they not happy?
5. Choose one thing that the characters disliked about themselves.
6. What would you say to the characters to make them feel better?

Homophones
and near
Homophones

Homophones and Near Homophones

w	q	u	i	t	e	i	b	e
a	m	e	d	e	q	r	b	n
x	u	k	q	s	o	n	a	n
q	u	i	e	t	h	k	r	a
o	z	g	s	u	n	r	e	b
n	o	r	w	d	l	w	r	v
e	j	u	b	e	a	r	w	b
h	k	m	e	j	q	c	o	i
b	m	m	e	n	p	n	n	l

Code Word Jumble Puzzle

Unscramble each of the clue words (they are all this week's spelling words!)

Copy the letters in the numbered cells to the other cells with the same number in the code word. If you complete the puzzle correctly, the code word should make another word with the same spelling pattern from this week.

ebe		11			
eb		5			
rbae			12	r	
brea				13	
neo	1	9			
own		2			
nos	6	3			
snu	7		4		
equit		8			e
tuiqe					10

code words:

h	1	m	2	p	h	3	4	5	6	7	1	8	9	d
10	h	11	6	12	m	13								

Challenge Task

Which of your spelling words does this describe?
I am 5 letters long.
I have a digraph at the start of me.
I also have a split vowel digraph at the end of me.

I am _____

be

bee

quite

quiet

bare

bear

one

won

son

sun

be	bear
bee	one
quite	won
quiet	son
bare	sun